



FORT PAYNE CITY

SCHOOL SYSTEM SNAPSHOT: 2021 EDITION*

P.O. Box 681029 | Fort Payne, AL 35968 | (256) 845-0915 x1


Superintendent

James B. Cunningham

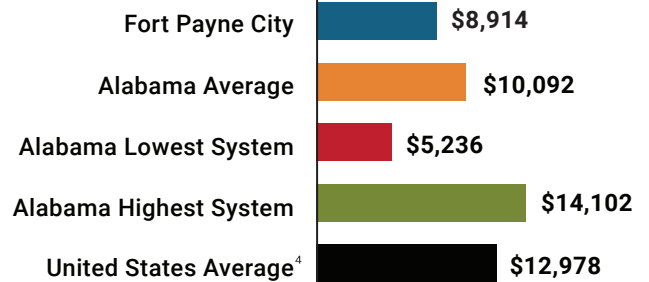
Board Members

Kathy Prater, James B. Durham, Neal Baine, Carolyn Martin, Sharon Jones






 **\$2,030,541**
Cost of One Month's
Operation/General Fund

 **5.55**
Number of Months
Reserve Balance

Total Per-Pupil Expenditures (PPE)

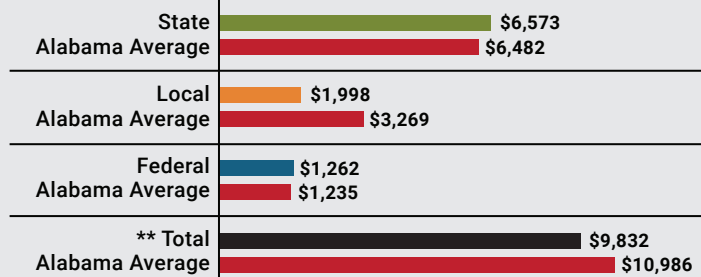


By the Numbers

	Schools¹	4
	Students/ADM²	3,162
	Free & Reduced Lunch	65%
	Community Eligibility Program	42%
	Number of Route Buses³	23
	Buses 10 yrs. old or less.....	96%
	Students Bused.....	1,710
	Full-Time Employees	360
	Teachers.....	203
	Principals/ Assistant Principals.....	9
	Counselors.....	6
	Librarians.....	4
	Other Certified Employees.....	13
	Support Personnel.....	125

Per-Pupil Revenue Sources

Fort Payne City Revenue Sources



89
STATE
RANK

105
LOCAL
RANK

71
FEDERAL
RANK

OVERALL SYSTEM RANK 122

** Total Revenue Among 137 School Systems

¹ Schools with enrollment, including Alternative and Career Technical Education

² Average Daily Membership

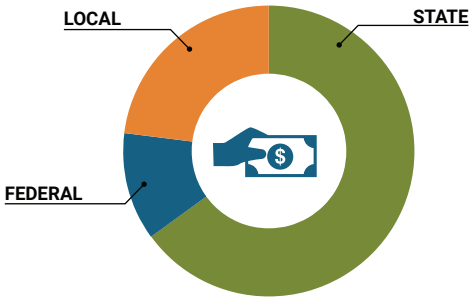
³ Data collected in FY19 and used for FY21 funding

⁴ 2019-2020 NEA Rankings of the States

* THIS REPORT INCLUDES FISCAL YEAR 2019 DATA


School System Revenue

How was your school system funded?¹



\$20,780,869	STATE	64%
\$3,988,530	FEDERAL	12%
\$7,574,953	LOCAL	23%
— \$1,638,950	Local 10-Mill Match	
\$5,936,003	AVAILABLE LOCAL REVENUE	

VALUE OF 1-MILL For Your School System

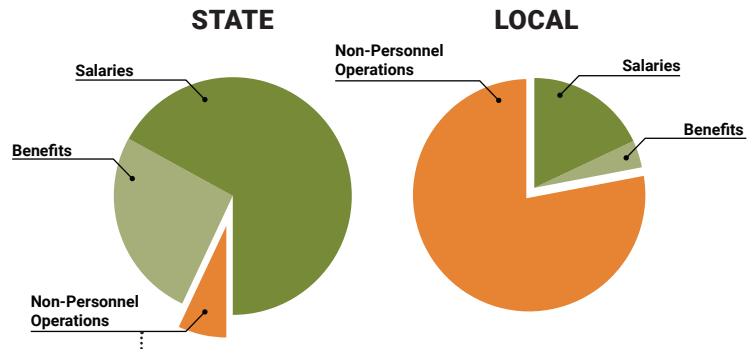


School System Spending

How did your school system spend state & local dollars?¹

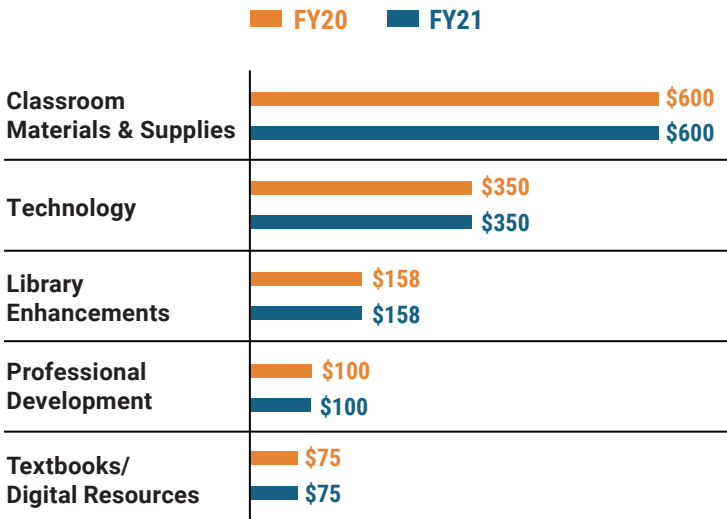
	STATE SPENDING ^{2,3}	LOCAL SPENDING ²
Salaries	\$13,771,679	\$707,366
Benefits	\$5,390,562	\$167,884
Non-Personnel Operations	\$1,341,598	\$3,110,382
TOTAL	\$20,503,840	\$3,985,632

¹ Revenues and expenditures may contain nominal variances
² Does not include debt service or capital outlay
³ Includes 10-mill match
⁴ Such as utilities, operations & maintenance, etc.

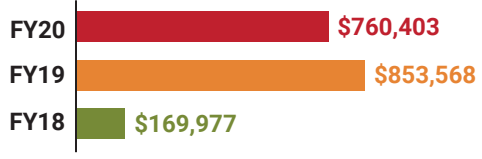


Only 7% of state funding is available for non-personnel expenditures⁴

Instructional Support



Educational Advancement & Technology Fund⁵



⁵ These one-time supplemental funds may be used for repairs and deferred maintenance, classroom instructional supplies, insurance for facilities, transportation, technology and school safety measures.

System Debt

TOTAL DEBT⁶	DEBT PER STUDENT
\$277,485	\$88

⁶ The debt totals in system audit reports may differ due to audit adjustments.



Sally Smith, J.D.
Executive Director

Lissa Tucker, J.D.
Director of Government Relations

43 South Jackson Street
Montgomery, Alabama 36104

1-800-562-0601 | AlabamaSchoolBoards.org

@AlaSchoolBoards | [Facebook.com/AlabamaSchoolBoards](https://www.facebook.com/AlabamaSchoolBoards)